



Electrofine

**Superaccurate electromagnetic chuck
with cold electromagnets for modern grinders**

Type EF

Maximum grinding accuracy on the chuck

- Less than 5°C chuck temperature change after 1 hour working
- Minimum mechanical deformation with solid one-piece housing
- Uniform magnetic force distribution with specially developed rigid top laminations
- Minimum power consumption

Small, thin, precision workpieces clamping

- Low height concentrated magnetic energy
- Longitudinal (L) or Transverse (T) poles
- Standard fine pole divisions including invisible laminations

Maximum grinding efficiency on the chuck

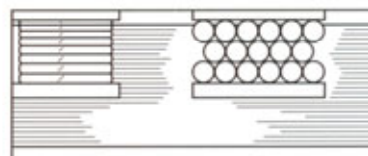
- Up to 12 kgf/cm² force for Ø 15 mm workpiece with original multicoil magnetic system
- Full surface magnetic power






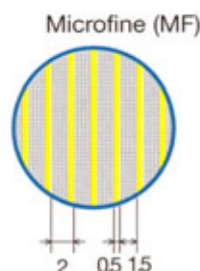
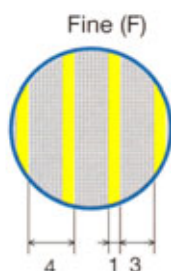
Electrofine

Both longitudinal (L) and transverse (T) fine pole spacing of our electrofine chuck allow for the holding of a large range of workpiece sizes and shapes during grinding operations. Thanks to the good depth of field, workpieces should be nested together and if required supported by packing pieces.



- Top plate made of steel and brass
- Usable top plate life 7 mm
- Adjustable work stops on two sides
- Input voltage: 110 VDC
- Power cord 3 m
- Duty: 100%
- Protection class: IP65
- Control unit: VUE 360 - 110

Pole Division	Steel, mm	Brass, mm	Application
Fine (F)	3	1	Workpieces Ø 15 mm and bigger, thickness 1,5 mm and bigger
Microfine (MF)	1,5	0,5	Ø lower than 15 mm, thickness lower than 1,5 mm
Superfine (SF)	invisible	invisible	Highest accuracy, all steel top with minimum deformations



Size, length x width, mm *	Watt, max	Weight, kg
250 x 150	71	17
300 x 150	78	20
350 x 150	73	23
400 x 150	96	27
450 x 150	91	30
400 x 200	113	35
450 x 200	108	38
500 x 200	166	43
600 x 200	143	53
600 x 250	190	67

* Height max 77 mm. Other sizes and voltages on request.

Order numbering sample:

Type	Size	Pole direction	Pole division
EF	400 x 200	L	MF
EF	350 x 150	T	F